



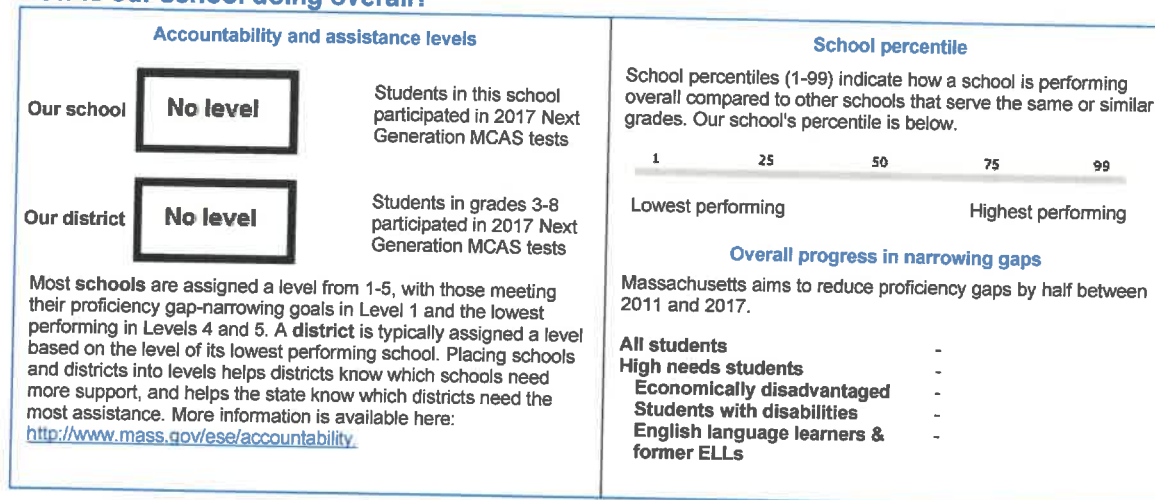
## 2017 Massachusetts School Report Card Overview JOHN H DUVAL (07800030)

Whitman-Hanson Public School District (07800000)  
Julie Ann McKillop, Principal  
Grades Served: K,01,02,03,04,05

60 Regal Street, Whitman, MA 02382  
Phone: 781.618.7055  
Website: <http://www.whrsd.org/whd>

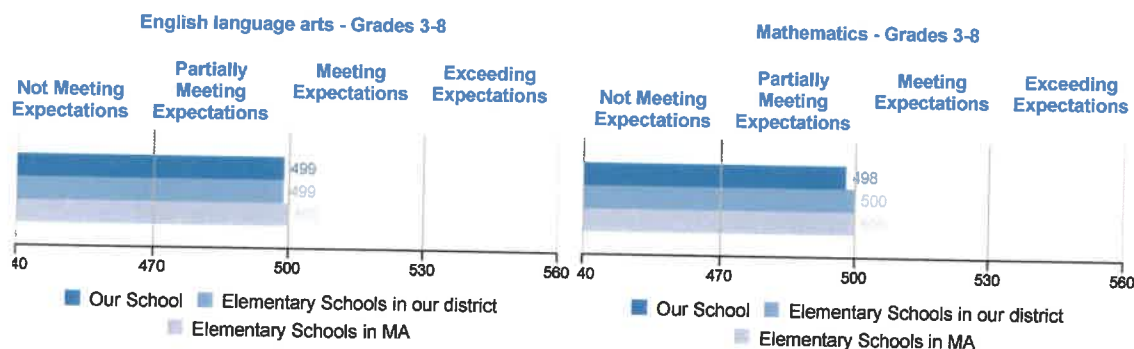
Report cards help parents/guardians and the general public see where schools and districts are succeeding and where there is still work to do. This report card overview answers important questions about our school's performance. For the full report card containing additional data contact the school's principal or visit the Massachusetts Department of Elementary and Secondary Education's website at <http://profiles.doe.mass.edu>. For more information about report card data, visit our [Profiles Help](#) page.

### How is our school doing overall?



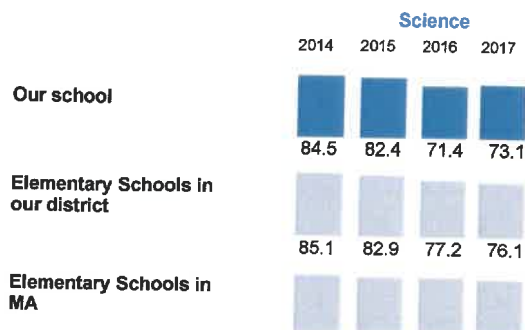
### How does our school's achievement over time compare to the district and the state?

#### Next Generation MCAS (Average Scaled Score)



#### Legacy MCAS (CPI)


The Composite Performance Index (CPI) is a number from 1-100 that represents the extent to which all students are progressing toward proficiency in a given subject. When all students demonstrate proficiency on MCAS and/or PARCC tests, the CPI will be 100. Our school's CPIs for 2014-2017 are below.



80.8 79.8 78.6 77.3

### How does our school's growth compare to the district and the state?

Transitional Student Growth Percentiles (SGPs) measure gains in student achievement from year to year. SGPs between 40 and 60 represent moderate growth. Our school's median SGPs for 2017 are below. (Note: Growth values are truncated.)



### How does our school's enrollment compare to the district and the state?

#### Total enrollment

Our school	Our district	Our state
495	4,000	953,748

#### By high needs population

Economically disadvantaged students  
Students with disabilities  
English language learners

Our school	Elementary Schools in our district	Elementary Schools in MA
# %	# %	# %
127 25.7	303 21.7	112,788 32.1
43 8.7	156 11.2	55,388 15.8
3 0.6	8 0.6	41,478 11.8

### How do our school's teachers and classrooms compare to the district and the state?

#### General information

Teachers (#)  
Core academic classes taught by highly qualified teachers (%)  
Average class size (#)  
Student : teacher ratio

Our school	Elementary Schools in our district	Elementary Schools in MA
28.0	86.4	25,393.9
100.0	100.0	97.5
21.4	21.6	19.5
17.8 to 1	16.2 to 1	13.7 to 1

### How is our school doing on other important measures?

#### Attendance

2017 Attendance rate (%)  
2017 Average days absent per student (#)  
2017 Chronic absenteeism rate (%)

Our school	Elementary Schools in our district	Elementary Schools in MA
95.3	95.5	95.4
8.2	7.9	7.9
8.2	8.2	9.8

#### Discipline

2017 In-school suspension rate (%)  
2017 Out-of-school suspension rate (%)

-	-	0.5
-	-	0.9

#### High school completion

2015 5-year graduation rate (%)  
2016 4-year graduation rate (%)  
2016 annual dropout rate (%)  
2015 graduates attending institutions of higher education\* (%)  
2017 12th graders taking 1+ Advanced Placement courses (%)  
2017 Advanced Placement tests with scores of 3 or higher (%)  
2017 SAT average score - Reading  
2017 SAT average score - Writing  
2017 SAT average score - Math  
2016 MassCore\*\* - Completing a rigorous course of study (%)

Our school	Our district	Our state
-	95.0	89.4
-	92.4	87.5
-	0.3	1.9
-	75.7	75.9
-	59.9	41.4
-	57.2	65.7
-	549	552
-	-	-
-	532	552
-	97.3	77.4

\*Postsecondary enrollment data includes any student enrolling in an institution of higher education within 16 months of earning a high school diploma

\*\*MassCore: 4 years of English & math, 3 years of history & lab-based science, 2 years of a foreign language, 1 year of arts & 5 additional "core" courses

### What else should you know about our school?

Guiding Principles of our school:

- Make all decisions in the best interest of students
- Are committed to providing a safe, secure and healthy environment
- Set high academic standards that provide an opportunity for each student to reach full potential
- Provide student-centered learning environments where successes and mistakes are a valued part of the learning process
- Share the responsibility for education with students, parents and community

To view our school's full report card, visit <http://profiles.doe.mass.edu>. For more information about report card data, visit our [Profiles Help](#) page.  
Published by the Massachusetts Department of Elementary and Secondary Education